


“Sentinel”

Vintage O.G. Gutter



V
i
n
t
a
g
e
.
O
.
G
.



Unit 2, Vitruvius Way
Meridian Business Park
Braunstone
Leicester
LE19 1WA

Tel: 0116 2894400

Fax: 0116 2894433

E-mail: sales@arp-ltd.com

Web: www.arp-ltd.com

“Sentinel” Vintage O.G. Gutter

Description:

Formed from extruded aluminium & is supplied with a complete range of accessories ie angles, outlets, stopends, fascia brackets. True & Facetted radius gutters are also available.

Installation:

Vintage O.G. gutters have fascia brackets which are set out at 750mm maximum centres no further than 375mm from a joint or fitting. The fascia brackets should be set out to any pre-determined fall taking note of the position of any fittings such as outlets & angles beforehand, brackets should be fixed using 5mm x 25mm stainless steel countersunk screws (dependant on substrate). See Fig 1.

Rafter brackets are also available whose centres may be governed by the roof timbers. Rise & fall brackets driven into the masonry are recommended to be at 600mm maximum centres.

Direct Fixing:

Gutters are pre-drilled on the rear upstand at 750mm centres The gutter should be set out as above.




Fig 1.



“Sentinel” Vintage O.G. Gutter

Jointing:

Aluminium has a coefficient of expansion equal to 0.00002348mm per °C on average, this equates to just over 1.4mm per metre on a temperature range of -20°C to +40°C. Typically a 3mm to 4mm expansion gap between the ends of the gutter sections is advisable.

ARP recommend & supply Arbosil 1096 Low Modulus Silicone sealant & it is essential that this or a direct equivalent is used to seal the joints as this will ensure a strong mechanical bond that withstands the forces associated with thermal movement.

It is important to observe the sealant manufacturers guidelines concerning application & curing during cold or damp weather conditions & that before assembling the joint all surfaces are clean & free from grease, acetone applied with a soft cloth & wiped dry is recommended.

Vintage O.G. gutters have loose internal union connectors that are snapped into position. Having sited the gutter apply 2 x 6mm beads of Arbosil 1096 Low Modulus Silicone sealant to each side of the joint (Fig 2). Carefully offer the union connector into position, clip the rear of the union into place first followed by the front edge, apply sealant to both sides of joint & tool in. Excess sealant should then be removed.




Fig 2.

V
i
n
t
a
g
e
O
G
.

“Sentinel” Vintage O.G. Gutter

Composition & Manufacture:

‘Sentinel’ Vintage O.G. gutters are manufactured from Aluminium alloy 6063 T6 to BS1474: 1972 & the product complies to, or exceeds all relevant standards. Fittings for the gutters are formed using fabrication methods involving cut,mitre & welding techniques using specially made jig & forming tools.

Finish:

Mill Finish Aluminium or Polyester Powder Coated to a range of BS or RAL Colours.

Model Specification:

ARP heavy grade ‘Sentinel’ Gutters & fittings to BS 2997 (EN612) using 6063 T6 grade extruded aluminium in accordance with BS 1474: 1974. Profile to be Vintage O.G. 100x75 (2mm), 125 x 100 (2mm), 150 x 100 (2.75mm).*

Materials to have factory applied Polyester Powder Coat to all significant surfaces in accordance with BS EN 12206 Matt/Satin/Gloss* finish, or alternatively plain aluminium Mill Finish. All to be supplied by Aluminium Roofline Products Ltd, Unit 2, Vitruvius Way, Meridian Business Park, Braunstone, Leicester LE19 1WA. Tel 0116 2894400 Fax 0116 2894433.

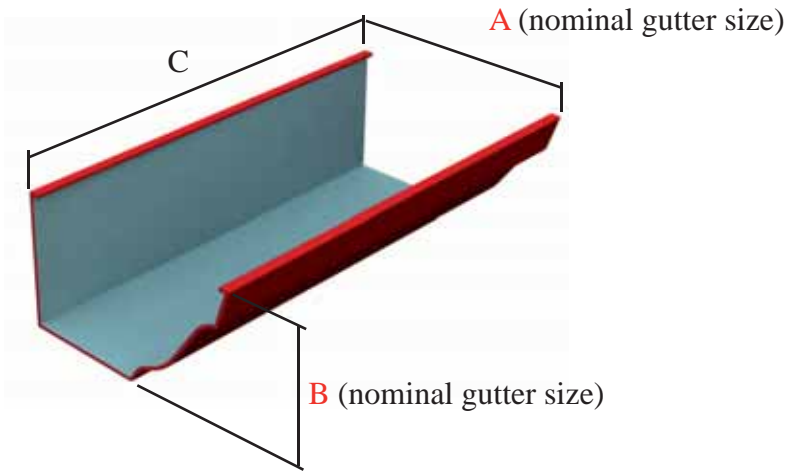
Joints to be loose union connector sealed by application of Arbosil 1096 Low Modulus Silicone Sealant in accordance with the manufacturer’s specification & guidelines. Gutter to be fixed by fascia brackets at 750mm centres with supplementary brackets at or near fittings. Fixing for brackets to be 5mm x 25mm countersunk stainless steel screws (dependant on substrate).

* Delete as appropriate



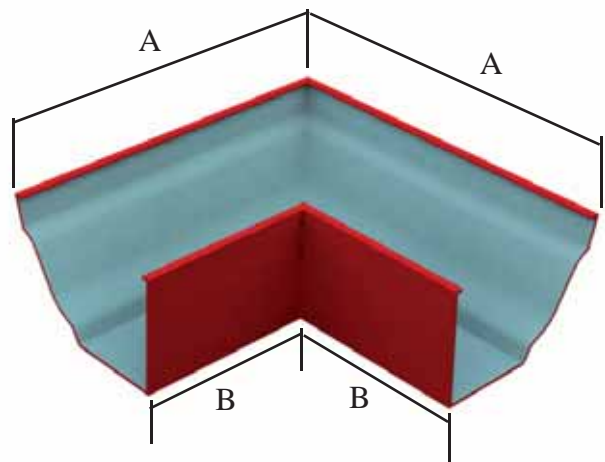
“Sentinel” Vintage O.G. Gutter

Gutter Lengths



A (mm)	B (mm)	Code C=3.0m	Code C=2.5m	Code C=2.0m	Code C=1.0m	Code C=0.5m
100	75	43VOG3	43VOG2.5	43VOG2	43VOG1	43VOG0.5
125	100	54VOG3	54VOG2.5	54VOG2	54VOG1	54VOG0.5
150	100	64VOG3	64VOG2.5	64VOG2	64VOG1	64VOG0.5

Gutter Angles



Gutter Size (mm)	Code	A (mm)	B (mm)	Code	A (mm)	B (mm)
100x75	43VOAX90	236	150	43VOAI90	150	236
125x100	54VOAX90	271	150	54VOAI90	150	271
150x100	64VOAX90	306	150	64VOAI90	150	306

Gutter Size (mm)	Code	A (mm)	B (mm)	Code	A (mm)	B (mm)
100x75	43VOAX135	193	150	43VOAI135	150	193
125x100	54VOAX135	203	150	54VOAI135	150	203
150x100	64VOAX135	213	150	64VOAI135	150	213

Vintage O.G.



Unit 2, Vitruvius Way
Meridian Business Park
Braunstone
Leicester
LE19 1WA

Tel: 0116 2894400

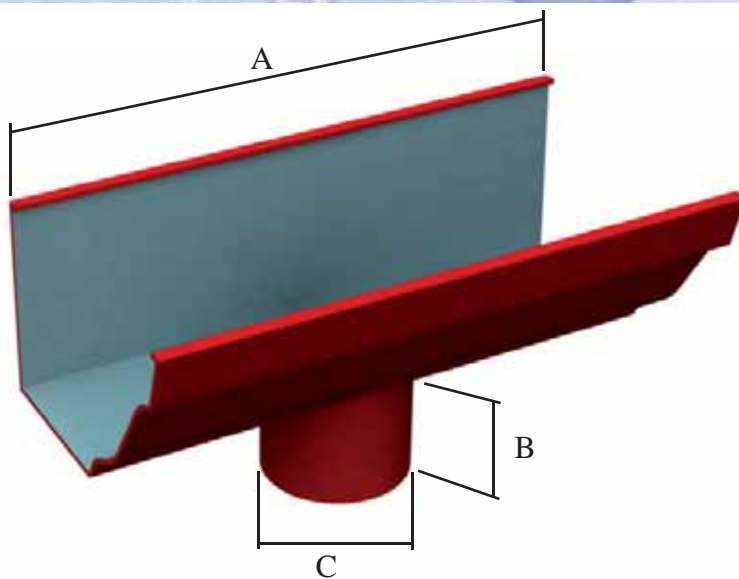
Fax: 0116 2894433

E-mail: sales@arp-ltd.com

Web: www.arp-ltd.com

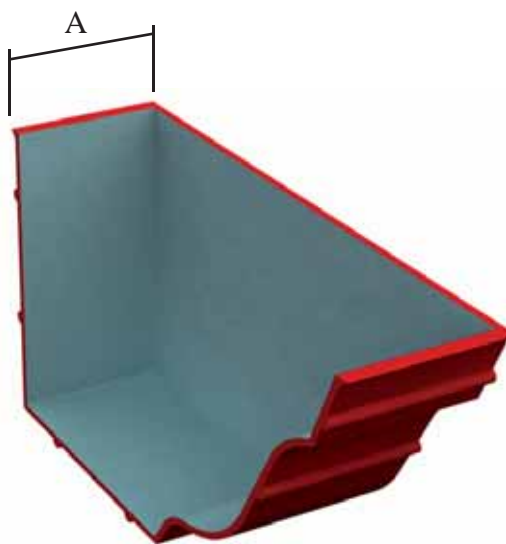
“Sentinel” Vintage O.G. Gutter

Gutter Outlets



Gutter Size (mm)	A (mm)	B (mm)	Code C=63mm Ø	Code C=76mm Ø	Code C=101mm Ø	Code C=63mm Sq	Code C=76mm Sq	Code C=101x76 mm	Code C=101mm Sq
100x75	300	60	43V002R	43V003R	-	43V002S	43V003S	43V0043	-
125x100	300	60	54V002R	54V003R	-	54V002S	54V003S	54V0043	-
150x100	300	60	64V002R	64V003R	64V004R	64V002S	64V003S	64V0043	64V004S

Gutter Stopends

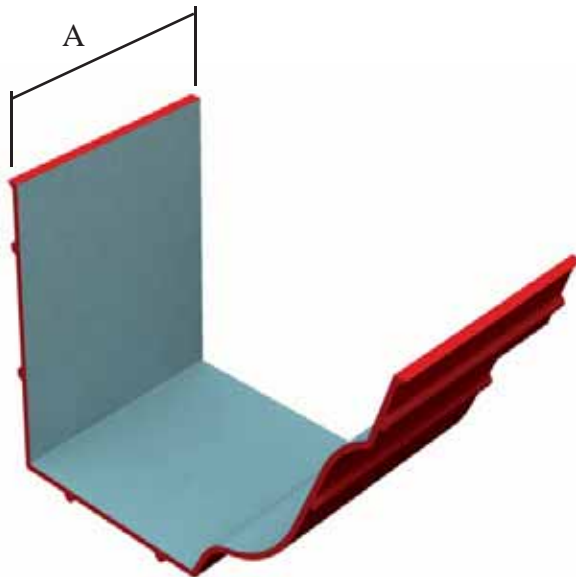


Gutter Size (mm)	A (mm)	Code L/H	Code R/H
100x75	40	43VOSEL	43VOSER
125x100	40	54VOSEL	54VOSER
150x100	40	64VOSEL	64VOSER

Vintage O.G.

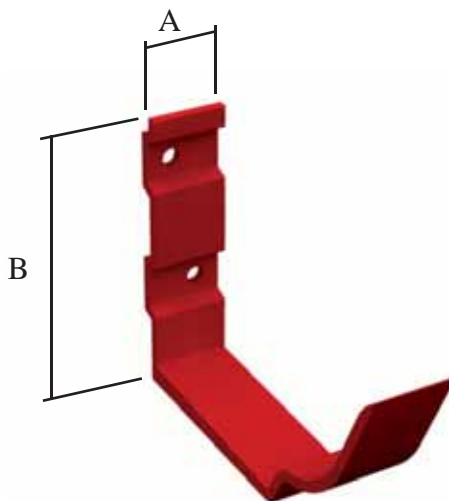
“Sentinel” Vintage O.G. Gutter

Union Connector



Gutter Size (mm)	A (mm)	Code
100x75	80	43VOUC
125x100	80	54VOUC
150x100	80	64VOUC

Fascia Brackets

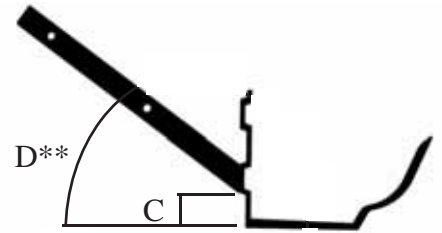
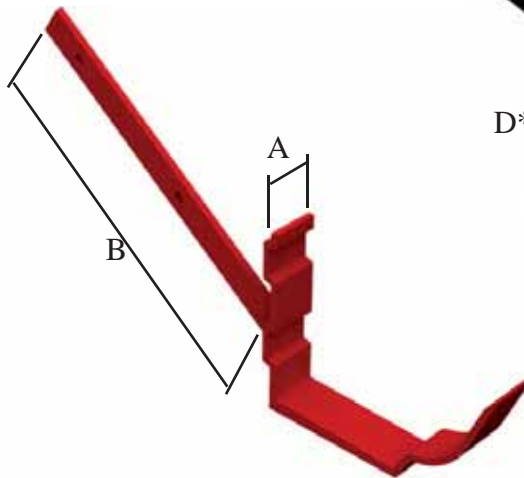


Gutter Size (mm)	A (mm)	B (mm)	Code
100x75	30	88	43VOBF
125x100	30	110	54VOBF
150x100	30	110	64VOBF

V
i
n
t
a
g
e
.
O
G
.

“Sentinel”
Vintage O.G. Gutter

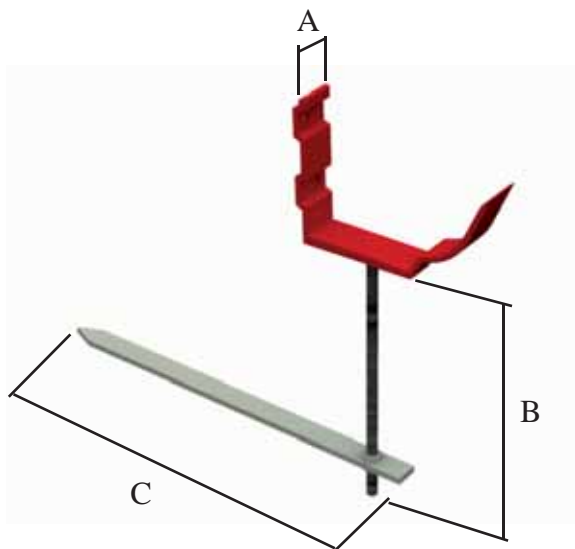
Rafter Bracket



* C, Variable, please specify.
** D, roof pitch in degrees, measured from the horizontal.

Gutter Size (mm)	A	B	C*	D	Code	Code
				°	Side Fix	Top Fix
100x75	30	230	25	Specify	43VOBRS	43VOBRT
125x100	30	230	38	Specify	54VOBRS	54VOBRT
150x100	30	230	38	Specify	54VOBRS	64VOBRT

Rise & Fall Bracket



Gutter Size (mm)	A (mm)	B (mm)	C (mm)	Code
100x75	30	200	330	43VOBRFS
125x100	30	200	330	54VOBRFS
150x100	30	200	330	64VOBRFS

Handling & Storage

Handling & Storage:

Gutters/downpipes & fittings, particularly with polyester powder coat finish should be handled with care & should preferably be stored under cover on racks to prevent scratching.

All lengths are supplied in protective polythene wrapping, components suitably packed in boxes.

If painted products are to be stored outside, cover with tarpaulin to guard against water ingress into the protective polythene.

Mill finish items should be stored under cover to avoid uneven oxidization prior to being fitted.

Safety:

The relevant safety regulations are outlined in the Health & Safety at Work Act 1974 & should be followed.

Refer to CDM regulations (Code of Practice and Design for Health and Safety in Construction 1995)

Handling mill finish or painted aluminium products does not pose any known health hazard, however it is recommended to wear protective gloves whilst handling.

When cutting or welding these products it is advisable to wear eye protection. Avoid ingestion or inhalation of any dust or fumes arising from such operations & use a face mask when necessary.

Precaution needs to be taken to avoid contact with live power lines or cables.

These products generally do not aid combustion & are rated as below.

Mill Finish, non combustible to BS 476 part 4.

Powder coated, 0.1 Fire propagation index BS476 part 6, Class 1 Flame Surface Spread BS 476 part 7.

Maintenance:

Post Installation

Gutters & downpipes should be thoroughly checked & water tested for leaks, sealant smudges & any damage that may impair the performance or appearance of the system with the necessary remedial action being taken before the system is handed over.

Inspection

The gutter should be regularly inspected in terms of fixings, joints, surface damage & build up of leaves or silt. The proximity of trees or climbing vegetation in the immediate vicinity should be noted. Lightning links, if installed should be checked for conductivity.

Cleaning:

Remove any debris in the gutter to ensure the gutter performs to its original design capacity.

Brushing down a mill finish gutter will be adequate, as an aluminium oxide layer forms over time. This acts as a natural barrier against further corrosion & thus protects the metal.

Polyester powder coated gutters & downpipes should be washed down regularly using non abrasive materials & a warm detergent solution, in marine or other aggressive environments this should be carried out at three monthly intervals. Any breaks in the surface finish should be rubbed down, primed & touched up with a suitable liquid paint.

Guarantees (if required) issued by polyester powder manufacturers or applicators are reliant upon their terms & conditions being met which include maintenance, copies available upon request.

Health & Safety

Material Safety Data Sheet - Aluminium Extrusions & Sheet Products

Product

Extruded Aluminium sections and/or Aluminium sheet formed to requirements.

Composition

The products consist of aluminium which may (or not) be subsequently coated with polyester powder paints or alternative finishes.

Health Statement

When subject to the normal purposes for which they are designed, these products do not present health risks or hazards.

By their nature these products may have sharp edges and corners and the use of gloves when handling is recommended. When installing overhead it is advisable to wear head protection.

When cutting or welding these products it is advisable to wear eye protection. Avoid ingestion or inhalation of any dust or fumes arising from such operations and use a suitable face mask when necessary.

Metal is a good conductor of electricity and precautions should be taken to ensure contact with live power lines/cables is avoided.

Precautions for Handling & Storage

No special precautions are necessary for normal handling and storage.

Procedures in the event of an emergency

There are no special risks associated and the products do not constitute a fire hazard. The products are not generally ignitable.

Waste Disposal

Waste products are not hazardous and their disposal should be in accordance with local authority regulations.

ADSHHEAD RATCLIFFE

Technical Datasheet Arbosil 1096

Arbosil 1096 is a One-part Low Modulus Neutral Cure Silicone Sealant, which cures on exposure to moisture vapour to form an elastic silicone rubber.

Main Application

Recommended for use in many forms of construction including glass wall assemblies, perimeter seals on curtain walling, perimeter sealing of polyester powder coated frames and glazing of windows in swimming pool buildings. *It is not recommended for overpainting and use against natural stone.*

Specification Compliances

BS EN ISO 11600 F/G 25LM

BS 5889 Type A: 1989

BS 6920 Part 1: 1990 (*Translucent only*)

German DIN 18545 Class 2 Type E (*Translucent only*)

German DIN 18540 Class 2 (*All colours except Translucent*)

US Federal TT-S-00 1543A Class A

Application Instructions

Joint preparation

The joint surfaces must be clean, dry and free from all contamination. The surfaces should be degreased using the appropriate Arbo Cleaner. Primers may be required on some substrates. It is recommended that Adshead Ratcliffe Technical Services Department should be consulted and advice obtained with regard to the choice of primer for specific purposes.

Joint Backing

Where applicable, appropriate joint filler e.g. closed cell polyethylene foam, should be used to provide the correct joint depth.

Application

Arbosil 1096 is supplied in cartridges and can be applied into the joint using an Arbo Caulking Gun.

All joint preparation, priming, and sealant application should be carried out in accordance with BS 8000 Part 16, the British Standard for the sealing of joints in buildings using sealants.

Joint Size suitability

Joint width

Minimum 6mm

Maximum 25mm (*single application*); 50mm (*Multiple application*)

Joint Depth

Minimum 10mm on porous substrates

Minimum 6mm on non-porous substrates

Maximum 15mm

Width:Depth ratio (*within above min/max restrictions*)

2:1 butt joints

1:1 lap joints

Storage Life

12 months in original unopened package stored in a cool, dry place out of direct sunlight.

Health & Safety

Under the Chemical (Hazards Information and Packaging for Supply) Regulations 1994, Arbosil 1096 is labelled 'irritant'. If sealant comes into contact the eyes, flush with copious volumes of cold water and obtain medical attention. For further information consult Product Safety Data Sheet P41A/B.

ADSHEAD RATCLIFFE

Technical Datasheet Arbosil 1096

Technical Data

Properties	Values
Typical Shore A hardness.....	30
Application temperature.....	+5°C to + 50°C
Service temperature.....	-50°C to +150°C
Skinning time @ 20°C/65%RH.....	5 minutes
Cure rate @ 20°C/65%RH	2mm/24 hours
Chemical resistance.....	Resistant to most dilute acids and alkalis; organic solvents may cause the sealant to swell and lose adhesion, but do not directly dissolve the sealant.
UV resistance.....	Very Good
Service life.....	25 years +
Movement accommodation.....	Butt joints (<i>movement in tension and compression</i>): 50% (<i>Not to exceed ± 30% in any one direction</i>) Lap joints (<i>movement in shear</i>): 100% (<i>Not to exceed ± 70% in any one direction</i>)
Colours.....	White, Black, Grey, Mahogany, Translucent, Anthracite.

Accessories:

Primers

Arbo Primer 2650	500ml tin (yield approximately 125 metres per tin)
Arbo Primer 2402	500ml tin (yield approximately 200 metres per tin)
Arbo Primer 2172	500ml tin (yield approximately 200 metres per tin)

Cleaners

Arbo Cleaner No.13	1Litre tin
<i>(Toluene based – not suitable for use with plastics or delicate finishes)</i>	
Arbo Cleaner No.16	1 Litre tin
<i>(Alcohol based)</i>	

Equipment

Polyethylene nozzles
Arbo Caulking Guns

Quantity Estimator

<i>Joint size</i>	<i>Metres per litre</i>
6 x 6	27.75
9 x 6	18.50
12 x 9	9.25
18 x 10	5.55
25 x 10	4.0

Packaging: 25 x 380ml plastic cartridges. Polyethylene nozzles are included in each box.

Health & Safety

ARBOSIL 1096

BIOACCUMULATION

This product is not expected to significantly bioaccumulate.

DEGRADABILITY

Not degradable.

ACUTE FISH TOXICITY

Toxicity to fish is improbable.

13 DISPOSAL CONSIDERATIONS

DISPOSAL METHODS

Dispose of waste and residues in accordance with local authority requirements.

14 TRANSPORT INFORMATION

GENERAL

The product is not covered by international regulation on the transport of dangerous goods (IMDG, IATA, ADR/RID).

15 REGULATORY INFORMATION

LABELLING



Irritant

CONTAINS

METHYL-0,0',0"-BUTAN-2-ONE-TRIOXIMOSILANE

RISK PHRASES

R43 May cause sensitisation by skin contact.

SAFETY PHRASES

S24 Avoid contact with skin.
S37 Wear suitable gloves.
S60 This material and its container must be disposed of as hazardous waste.

STATUTORY INSTRUMENTS

Chemicals (Hazard Information and Packaging) Regulations. Control of Substances Hazardous to Health.

GUIDANCE NOTES

Workplace Exposure Limits EH40. CHIP for everyone HSG(108).

16 OTHER INFORMATION

REVISION COMMENTS

General review

REVISION DATE 120/9/05

REV. NO./REPL. SDS GENERATED 26/02/04

SDS NO. 10171

RISK PHRASES IN FULL

R36/38 Irritating to eyes and skin.

R43 May cause sensitisation by skin contact.